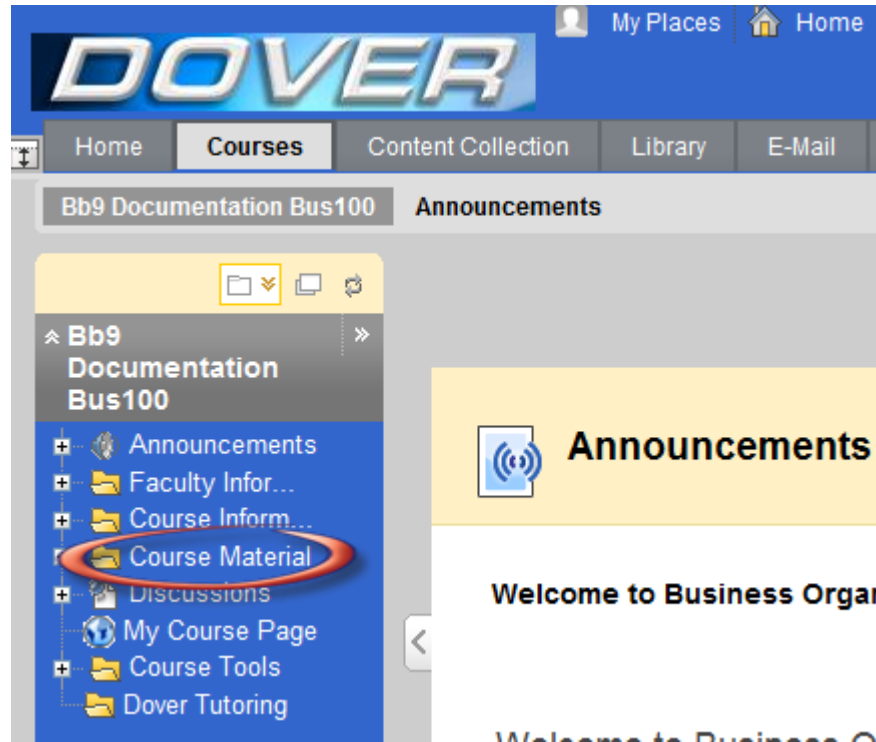
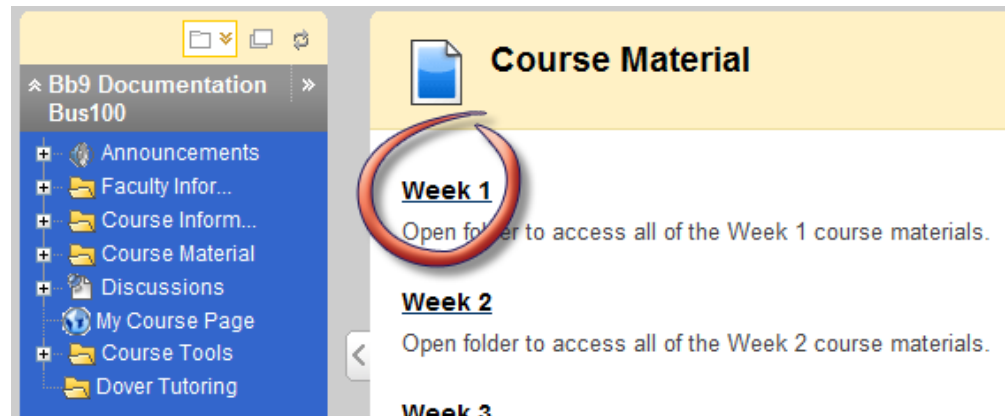


# Using Spell Check in Discussion.

1. Go to your Blackboard course and click on **Course Material**.



2. Click on **Week 1**.



3. Click on **Discussion.**

Bb9 Documentation Bus100

- Announcements
- Faculty Infor...
- Course Inform...
- Course Material
- Discussions
- My Course Page
- Course Tools
- Dover Tutoring

My Groups

- Group A
- Group A

Week 1

[Weekly Introductions](#)

[Lectures](#)

[Required Resources](#)

[Discussion](#)

[Assignments](#)

4. Click on **Week 1 Discussion.**

Discussion

[Week 1 Discussion Board](#)

5. Click on the **Who are you?** discussion thread.

| Date             | Thread  | Author    | Status    | Unread Posts | Total Posts |
|------------------|---|-----------|-----------|--------------|-------------|
| 10/22/09 2:09 PM | <a href="#">Who are you? What is new in business?</a> | Anonymous | Published | 0            | 1           |

6. Read the Discussion Directions.

Who are you? What is new in business? [Reply](#) [Quote](#) [Set Flag](#)

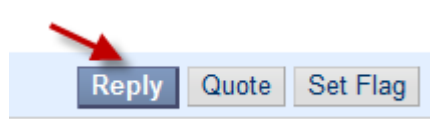
**Author:** Anonymous **Total views:** 3 (Your views: 3)

**Posted Date:** Thursday, October 22, 2009 2:09:23 PM EDT

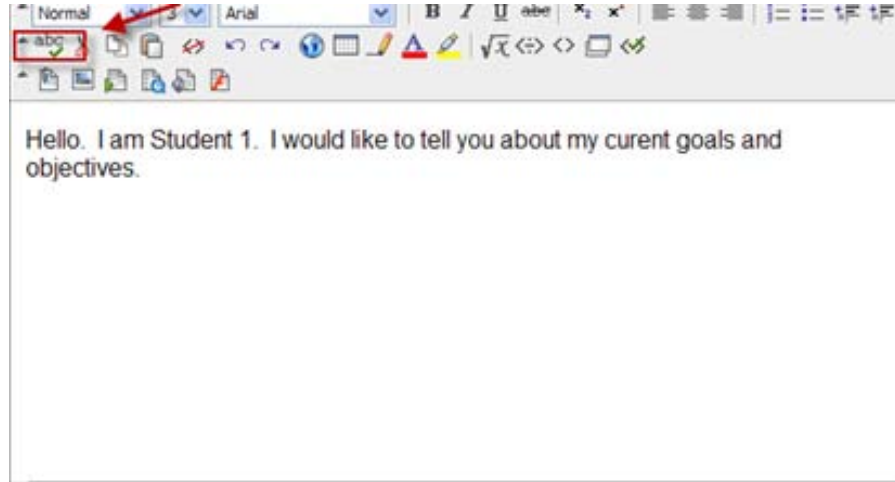
**Edited Date:** Thursday, October 22, 2009 2:09:23 PM EDT

Please introduce yourself to your instructor and peer learners. Tell us your academic major at Berkeley;>>, work experience, and any other information you care to share.

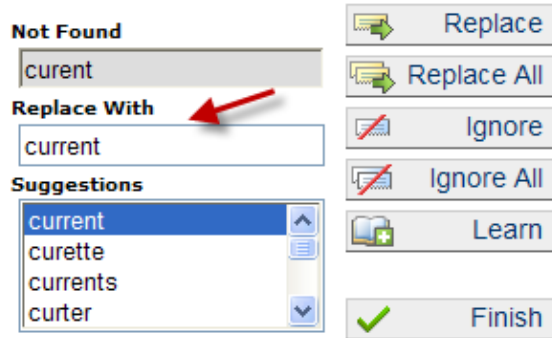
7. Click on Reply.



8. Fill in your reply. Click on the abc icon to check your spelling.



9. The Spell Check function will check to find errors and suggest corrections.



**Correction Preview**

Hello. I am Student 1. I would like to tell you about my **curent** goals and objectives.