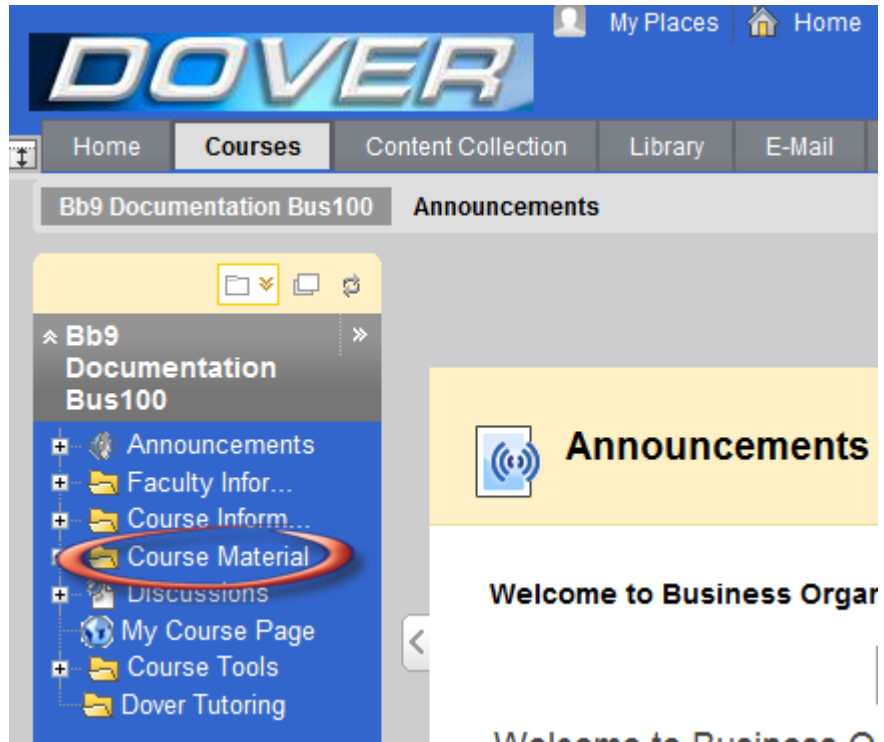
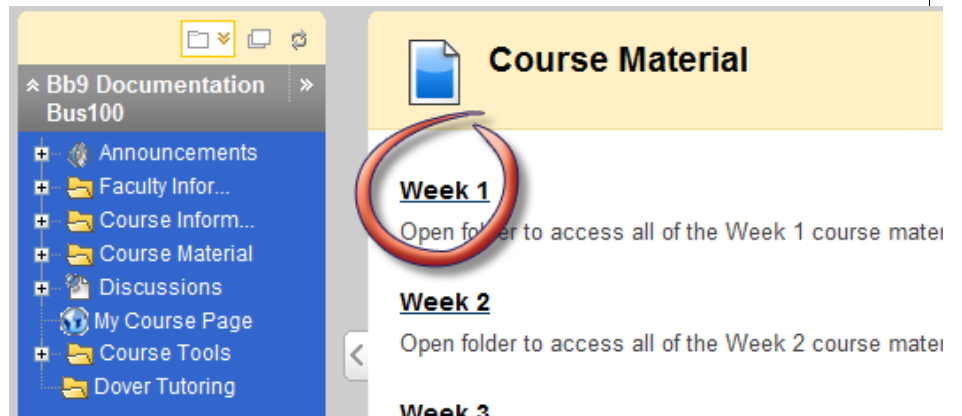


Taking Graded Homework Assignments

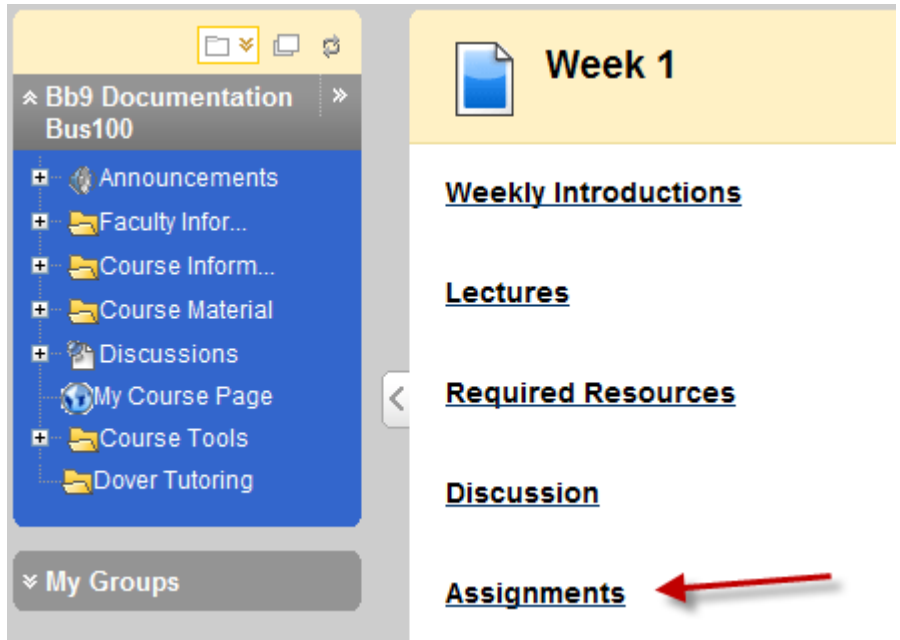
1. Go to your Blackboard Course. Click on **Course Material**.



2. Click on **Week 1**.

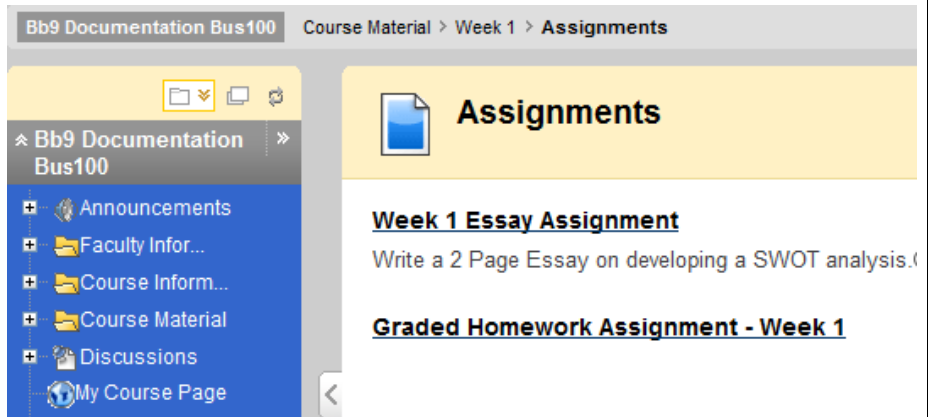


3. Click on **Assignments**.



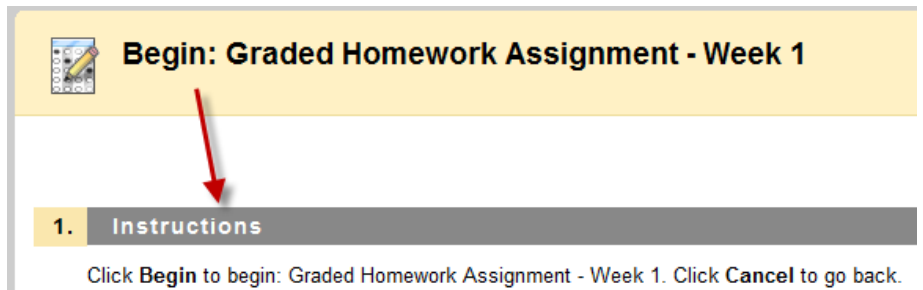
The screenshot shows the Blackboard course navigation interface. On the left is a blue sidebar menu with the following items: 'Bb9 Documentation Bus100', 'Announcements', 'Faculty Inform...', 'Course Inform...', 'Course Material', 'Discussions', 'My Course Page', 'Course Tools', and 'Dover Tutoring'. On the right is a yellow header for 'Week 1' with a document icon. Below the header are several menu items: 'Weekly Introductions', 'Lectures', 'Required Resources', 'Discussion', and 'Assignments'. A red arrow points to the 'Assignments' link.

4. Click on **Graded Homework Assignment Week 1**.



The screenshot shows the 'Assignments' page in Blackboard. The breadcrumb trail at the top reads 'Bb9 Documentation Bus100 > Course Material > Week 1 > Assignments'. The page title is 'Assignments'. Below the title, there are two assignment entries: 'Week 1 Essay Assignment' with the instruction 'Write a 2 Page Essay on developing a SWOT analysis.' and 'Graded Homework Assignment - Week 1'.

5. Read the **Instructions**.



The screenshot shows a dialog box titled 'Begin: Graded Homework Assignment - Week 1'. It features a pencil icon on the left. Below the title bar, there is a section labeled '1. Instructions' which is highlighted by a red arrow. Below this section, the text reads: 'Click **Begin** to begin: Graded Homework Assignment - Week 1. Click **Cancel** to go back.'

6. Click on **Begin**.



The screenshot shows the bottom portion of the dialog box from the previous step. It displays two buttons: a yellow 'Cancel' button and a blue 'Begin' button.

7. Read the **Instructions** and enter your answers by clicking on the radio button to indicate your choice of answer.

Take Test: Graded Homework Assignment - Week 1

Instructions

Name Graded Homework Assignment - Week 1
Instructions This GHA covers Chapter 1; it MUST be completed during Week 1
Multiple Attempts Not allowed. This Test can only be taken once.
Force Completion This Test can be saved and resumed later.

Test/Survey Status

Question 1

True and false questions give you a 50% chance of being right?

True
 False

Question 2

What is your opinion of the new health care bill?

8. When you have finished, click on **Save and Submit**.

Save All Answers Save and Submit

9. Click on **OK** to confirm your assessment submission.

Confirm assessment submission.

OK Cancel

10. You will see a receipt that your test has been submitted. Click **OK** to review your results.

Test Submitted: Graded Homework Assignment - Week 1

Test submitted.

Student: Student 01
Test: Graded Homework Assignment - Week 1
Course: Bb9 Documentation Bus100 (Bb9_Documentation_Bus100)
Submitted: 3/31/10 3:28 PM

Click OK to review results.
Wednesday, March 31, 2010 3:28:48 PM EDT

OK

11. You will see your results.



Review Test Submission: Graded Homework Assignment - Week 1

User Student 01
Submitted 3/31/10 3:28 PM
Name Graded Homework Assignment - Week 1

12. There are many **different types** of tests that your instructor may select. Always read the instructions for each type of test.

- > Calculated Formula
- > Calculated Numeric
- > Either/Or
- > Essay
- > File Response
- > Fill in Multiple Blanks
- > Fill in the Blank
- > Hot Spot
- > Jumbled Sentence
- > Matching
- > Multiple Answer
- > Multiple Choice
- > Opinion Scale/Likert
- > Ordering
- > Quiz Bowl
- > Short Answer
- > True/False